

# Woodturners of North Texas

A CHAPTER OF THE  
AMERICAN ASSOCIATION OF WOODTURNERS

## February 2009 Program:

### Using the McNaughton Center Saver

by Larry Walrath

#### Next Meeting:

**Thursday,  
February 26, 2009  
Start Time: 6:30 PM**

**R. D. Evans Recreational  
Center  
3242 Lackland Rd.  
Fort Worth, TX**

#### Inside This Issue

<b>This Month's Program</b>	<b>1</b>
<b>Making Good Shavings</b>	<b>2</b>
<b>From the Editor</b>	<b>3</b>
<b>Mentoring Weekend</b>	<b>4</b>
<b>Bring Back Winners</b>	<b>4</b>
<b>January Program Photos</b>	<b>5</b>
<b>Alan Lacer Classes</b>	<b>6</b>
<b>Fine Arts Days</b>	<b>7</b>
<b>Advertisements</b>	<b>8</b>
<b>Calendar</b>	<b>8</b>
<b>Club Officers</b>	<b>8</b>

On February 26, our monthly program will feature well-known woodturner Larry Walrath who will demonstrate how to use the McNaughton Center Saver tool to core bowls from half logs.

Being able to cut multiple bowls from a single wood blank offers several benefits including lower cost per bowl when using expensive purchased wood and is an environmentally sound approach to woodturning.

Professional woodturner and instructor Larry Walrath has cored hundreds of bowls using the McNaughton Center Saver. His program will demonstrate the steps in properly using the center saver.



Whether you already own a McNaughton Center Saver system and want to improve your skills or if you are thinking of giving bowl coring a try, come enjoy the program and watch the wet chips fly.

Larry Walrath is a Renaissance man who not only is an accomplished woodturner, but also an engineer, singer, trumpeter, photographer, husband, and father. He comes from a family of wood artists; his father and grandfather both made



furniture and turned wood. His ancestors include wood artists from the Black Forest region of Alsace-Lorraine who emigrated to America in 1712.

Larry has been turning wood since a child. He is a

member of the American Association of Woodturners, Central Texas Woodturners and Brazos Valley Woodturners. Larry teaches wood turning at his studio in Round Rock, Texas. His work is displayed in local shops and galleries.

*... continued on page 4*



President's message  
by Dave Marshall

# ... making Good Shavings

Dear WNT members,

Ahh... Spring is in the air. Well, this is Texas ...

spring-like weather one day; bitter

Arctic blast, the next. At our last club meeting, a couple of you mentioned to me that you were looking forward to getting back to the garage or carport to start turning again now that it was warming up a bit. Funny thing too, is that I got a couple of emails from spouses saying similar things ...

So now that we are all getting back into the swing of turning, my thoughts turn (pun intended) to new tools that I need. I really tend to over-analyze the tools that I think I need (my wife says that I'm just cheap). But "NO", I say (but not to her), I'm just selective on what I buy, on what I use, and on what I have to eventually store in my shop. And the order in which I just said this doesn't really dictate my priorities. I don't buy the most expensive tool that is available, and quite often when I have one job to do and I don't have the "right" tool, I'll try to find a work-around; but no matter what tool I might buy and use, I must find a place to store it later.

One of the tools/systems that I've been pondering lately is a hollowing system - like the Jamieson bar system, the Elbo-Tool system or Don Derry's system. So, where this rambling is heading is that

we are very lucky to have a club like we do ... more often than not, we as WNT members get to see tool demonstrations at

our monthly club meetings and these

demos are great way for us to see various tools in-work and how they might be a useful addition to our repertoire. Not all our demos are tool-centric but at almost every meeting that we have, you'll get a glimpse of a tool and its use by our lead demonstrator or even one of our fellow club members. Back to the hollowing system ... I am fortunate because I remember John Horn's demo on end-grain hollowing in which we all got to see a number of excellent hollowing systems. And I'm doubly fortunate because of a past WNT Mentoring Day session in which I got to use Fred Denke's shop-made version of the Jamieson hollowing system. Can it get any better? I got to see a whole bunch of different tools/systems and then I got to do a hands-on try-out! Now all I have to do is finish my research and then shell out the \$400.... ugh ... maybe my wife is right. Not.

Well, this month's club meeting falls right in line with this subject. We are looking forward to Larry Walrath's demo on coring out bowls from half logs using the McNaughton Bowl Coring system. Sweet. Now instead of sweeping away all those shavings

*... (continued on page 3)*

## *Making Good Shavings ... continued from page 2*

from hollowing out bowls, we'll be creating more bowl blanks ... how eco-friendly is that? So we'll get to see the tool in action in the hands of an expert. Maybe in one of our future Mentor Day sessions, one of our club members will open their shop for others to try out this system. Larry is a professional and prolific turner. His demonstration should not be one to miss. Be sure to check out his extensive gallery on his web site.

We have almost wrapped up this year's Empty Bowls project. The Food Bank luncheon is to be held on February 20th at the Will Rogers Complex. If you are interested in attending, tickets are \$35 (in advance only) and will get you in the door, lunch provided by many famous restaurants and chefs from the local area, and will net you a bowl of your own. This year's WNT donation total was just over 100 bowls, platters and pens. Thanks to those that supported this effort!

As mentioned at our last club meeting, we have a Mentor Day scheduled for Saturday, March 28. Final sign up sheets will be available at the February meeting, so make sure that you get there early and sign up for a session that you are interested in because openings are limited. We hold these Mentor Days periodically for our club members to get some hands-on experience in areas or on techniques that they're not familiar or comfortable with. There is no charge to participate; there is no need to be shy about signing up. We do this so that we all can learn from each other.

We'll see you at the next club meeting on the 26th.

Good shavings to all,

*Dave*



## ... from the Editor

Since we work with wood, it is a good time of the year to also think about planting trees. Larry Roberts received fifty hardwood saplings, two feet tall, to give away courtesy of Vickie Abrams at International Forest Company in Moultrie, Georgia. They will be available for pick up at the February meeting. There are ten each of the following varieties: Bald Cypress, Green Ash, Shumard Red Oak, Swamp Chestnut, and Red Mulberry. The trees are bare root and need to be planted soon. Bring a bag containing something damp to transport them. Vickie Abrams has given us trees several times over the years and Larry Roberts has sent her a note to express our appreciation and thanks.

Our Spring Demonstrator for this year will be Alan Lacer. See page 6 for more details about the demonstration and classes. Alan Lacer is well known in the woodturning world, especially for his instructional videos for beginning woodturners on using the dreaded skew as well as other fundamentals of woodturning. Not only beginners, but woodturners at all experience levels can benefit from the experience that Alan Lacer offers. He was voted as the top woodturning instructor in one online poll. Alan has also served as president of the American Association of Woodturners. Classes generally fill up quickly, so plan on registering at the next meeting.

Mentoring day for this spring Will be on March 28. There are a number of topic from which to choose, but you must make your selection and sign up at the February meeting. See page 4 for information about the available topics.

It is not too soon to start thinking about the Empty Bowls project for next February. We donated about a hundred bowls for this year's event, but wooden bowls are very popular and they would like to have more to give to those who attend and support the event. Finding spare time to turn bowls is not easy, but I plan to turn at least a dozen this year. So far, I have three -- how about you?

*BRB*

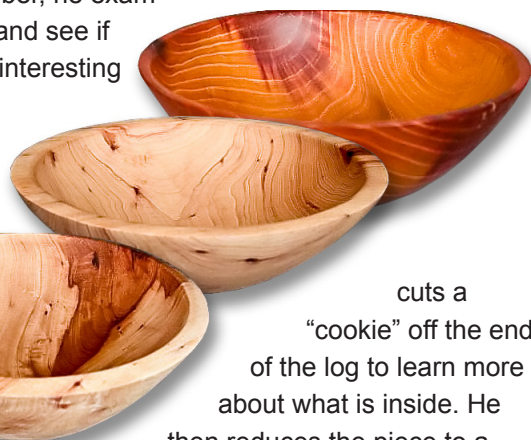


## Turning Hollow Forms ... (continued from page 1)

ies. His work can be seen on his web site at <http://www.larrywalrath.com>.

When Larry picks out a piece of wood from his collection of rescued timber, he examines the bark and see if there are any interesting shapes that might be revealed. He then

cuts a "cookie" off the end of the log to learn more about what is inside. He then reduces the piece to a size that will fit on the lathe, letting the grain direction, color and texture determines what the piece will become. His work draws from the work of masters in wood and pottery over the centuries and he enjoys working with clients to produce a piece that reflects their desires and budget.



## Mentoring Weekend

March 28, 2009

9 to 12 AM and 1 to 4 PM

The next scheduled Mentoring Weekend will be next month on Saturday, March 28. Some mentoring sessions are a half day in length and others are a full day. If you have not signed up to participate in one of the mentoring sessions yet, the final opportunity will be at the February 26 club meeting. For further details, you may contact Dr. Jimmie Gill by email at [gill1je@yahoo.com](mailto:gill1je@yahoo.com) or by phone at 817-834-9054. The following mentoring sessions are being offered: Tool Making -- class full; Turning Miniatures -- half day; Turning Small Bowls ---half day; Pepper Mills --- half day; Segmented Bowls --- all day; Turning Large Bowls --- (Tanksley) all day, bring own wood; Turning Large Bowls --- (Roberts) all day, bring own wood; Celtic Knot Pens --- half day.



## "Bring-Back" Drawing Winners

Don't forget that if you were a winner of any item in the January 2009 drawing, you are obligated to bring a replacement item for the February 2009 "Bring Back" drawing. The rules for the "Bring Back" drawing are that winners of a turned item must bring a turned item of their own creation to the next meeting and the winners of any other item must bring something that would be of interest to woodturners. That would include, but is not limited to something that you turned, a tool or jig, wood, book, or magazine. If you have fallen behind in bringing a turned item for the "Bring Back" drawing, now is the time to make up for any items that you owe and please remember to bring a turning to the February meeting.

### NAME

Herb Mulligan ??  
John Horn  
Pete Tkacs  
John Herbert  
Fred Denke  
Linda Gryfon  
Bob Placido

### TURNED ITEM

Walking Cane  
Bracelet  
Bowl  
Woodturning Stand  
Wood Box  
Candle Holder  
Nautilus Shell made of wood

### NAME

Bob Stroud  
Eduardo Aguilea ??  
Ned Baker  
Butch Cornelius  
Myron Hammond  
Marty Marcel  
John Lauderbaugh  
Buddy ????  
Terry Tanksley

### NON-TURNED ITEM


Craft Supply Ten Dollars  
Craft Supply Ten Dollars  
Craft Supply Ten Dollars  
Craft Supply Ten Dollars  
Craft Supply Ten Dollars  
Craft Supply Ten Dollars  
Craft Supply Ten Dollars  
Nova 10inch shop gauge  
Tin in wood frame




# January 2009 Program Photographs

## “Turning Hollow Forms” by Steve Worcester

The WNT January 2009 program was presented by professional woodturner Steve Worcester who is a member of the Dallas Area Woodturners and the AAW online forum administrator. Steve’s program described how he turns a small hollow form with a glass lid to produce a vessel that combined woodturning and glass hobbies. He generally uses automotive lacquer to finish his vessels.



*Not the same old grind*  
-- Steve makes a relief  
grind on the bottom of  
the gouge to  
enable  
him to



work in tight  
quarters. Looks like  
it has more facets than  
the Hope Diamond.



The shavings fly as Steve shaped the exterior of the hollow form.

In order to hollow efficiently, it is necessary to frequently clear the chips especially on a vessel with a very small opening such as this. Once the vessel has been shaped, including the hole size, a mold is made for the matching glass top. The glass is then fired in a kiln to conform to the curvature of the top of the hollow form.



After the exterior is finished, the hollowing process begins. After the initial hollowing, Steve used a captive bar hollowing rig to complete the hollowing process.

The final step is to reverse mount the hollow form to turn away the bottom portion.

Steve Worcester presented an outstanding program that was very interesting and informative.





# Alan Lacer: WNT Featured Instructor for 2008



Alan Lacer, our Spring Demonstrator/Hands On Instructor for 2009 was voted the best teacher

of the ten most popular woodturning instructors in the United States in a recent poll on one of the popular forums. He will present an all-day demonstration on Saturday, April 25 from 9:00 AM to 4:00 PM at R. D. Evans Community Center, 3242 Lackland Road, Fort Worth, TX 76116. More information about Alan Lacer can be found on his web site at <http://www.alanlacer.com>.

Hands on classes, limited to six students per class, will be conducted from April 26 through 30 at Jimmie Gill's shop at 3425 Meadow Oaks Dr. in Haltom City. There will be three one-day classes on Sunday, Wednesday and Thursday and one two-day class on Monday and Tuesday.

Alan Lacer has been involved in woodturning for over thirty years as a turner, teacher, writer, exhibition coordinator, demonstrator and past president of the American Association of Woodturners. His work has appeared in a number of regional and national exhibitions. Alan has been a regular instructor and demonstrator of the craft—having worked in all fifty states as well as several foreign countries. His writings have covered technical aspects of woodturning, many specific projects, stories related to both contemporary and historical woodturning and the long turning traditions of Japan and Germany. He has also produced three videos on his own, with two of them winning a total of four national awards. In 1999 the American Association of Woodturners awarded him their Lifetime Honorary Member Award for his contributions to the field.

The following is the curriculum that Alan has suggested.

## **April 25, all day demonstration:**

- Skew Chisel: A tool with an attitude (shaping, sharpening and honing, at least 6 different cuts)
- End-grain hollowing: different methods, concentrating on hook tools, examples of a variety of boxes and end-grain turned bowls

- Making a hook tool and awls
- Turning an end-grain lidded box

## **April 26, hands-on session:**

Skew Chisel Lab -- Getting it shaped and sharpened, then on to exercises with specific cuts, putting it all together for several small projects.

## **April 27 and 28, hands-on session:**

Woodturning Fundamentals -- In this course we will start with sharpening of the tools, exercises, then move on to projects that first involve spindle work, then a face-grain bowl.

## **April 29, hands-on session:**

The turned lidded box -- In this session will look at different types of lidded boxes, concentrating on the end-grain variety. Material covered will be turning a basic box, book-matched inlay, hand-chased threads (although we won't be making a box with hand-chased threads, students will have a chance to try such threading on practice pieces) and locking type lids.

## **April 30, hands-on session:**

Option 1: leave open to see if the other 1 day sessions have more demand than space.

Option 2: A day of bowl turning: mounting methods, preparing stock, bowl gouge grinds (advantages and disadvantages and preferred applications of each grind), open bowls, natural edge bowl, shear scraping techniques, reverse chucking methods, discussion of finishing

Sign-up sheets will be available at the club meeting. The cost is \$10 for the all-day demonstration and \$90 per day for the hands-on classes for WNT club members. Registration for the classes will be limited to WNT members only through March 26. After that date, registration will be open to the general public. The registration fee should be given to Treasurer, James Haynes at the time of signing up for the class. If you have questions about Alan, the demonstration, or classes, please contact John Horn at 817-485-7397 or by email at [johnhorn@flash.net](mailto:johnhorn@flash.net).



# *Fine Arts Day* @ Smithfield Elementary School

by John Horn

One of the objectives of the Woodturners of North Texas is to introduce people to the art and craft of woodturning. By starting with children at the elementary school level, we



strive to inspire young people to the joy of producing objects on the lathe. It has been

an annual project of the Woodturners of North Texas for many years to

participate in the Fine Arts Day program at the Smithfield Elementary School in North Richland Hills and introduce students to the art of woodturning. The program was held in late January this year



and WNT members Stormy Boudreaux, Wayne Clow-

ers, Fred Denke, John Horn, Mike Jones, Kenneth Kilpatrick, and John Lauderbaugh served as coaches and spent the day helping fifth grade students make candlesticks as a part of the Fine Arts Day program.



A total of thirty-nine students each participated in one of the four hour-long sessions to produce their projects where each child completed a candlestick. It is amazing to us, as woodturners with years of experience, that each

child could make a completely finished candlestick in less than thirty minutes without prior training. Thanks to the encouragement



and guidance of each of their woodturning "coaches"



each student was able to experience the joy and pride of making a useful item on the lathe that they could take home and display for the whole family to admire.





## Advertisements

### **Anchorseal®**

The club has purchased a 55-gallon drum of Anchorseal sealant for green wood and it is available to members for \$9.00 per gallon. It can be purchased at club meetings and at other times is being stored at Jimmie Gill's place, 3425 Meadow Oaks Dr. in Haltom City. Contact James Haynes for payment.

See the [WNT website ads page](#) for the latest information on what other members have for sale.

Rules for advertisements: Free ads are available only to WNT members. The deadline for submission or cancellation of an ad is the 10<sup>th</sup> of the month to be placed in that month's newsletter. Ads will only run for one issue unless notified otherwise. If you wish to continue running an ad for more than one month, please advise the editor, Bill Boehme, by the 10<sup>th</sup> of the month. Also, if you decide to cancel an ad, please notify the editor by the 10<sup>th</sup> of the month.



## Calendar

**NOTE:** The Regular Monthly Meetings are held on the last Thursday of each month at the R. D. Evans Recreational Center, 3242 Lackland Rd., Forth Worth, Texas. Board meetings are held at **Schlotzsky's Deli**, 6422 Camp Bowie, south of I-30. Check the WNT web site for any updates. All WNT members are invited to attend. If you would like to join the group for dinner, it begins at 6 PM and the business meeting starts at 7 PM.

**February 26** - Regular Monthly meeting 6:30 PM, R. D. Evans Rec. Center, Demonstrator: **Steve Worcester**

**March 3** - WNT Board Meeting

**March 26** - Regular Monthly meeting 6:30 PM, R. D. Evans Rec. Center, Demonstrator: **Tom Farrell -- Metal Spinning on the Wood Lathe**

**April 7** - WNT Board Meeting

**April 30** - Regular Monthly meeting 6:30 PM, R. D. Evans Rec. Center, Demonstrator: **Alan Lacer -- Oval Turning Bowls or Platters**

**May 5** - WNT Board Meeting

**May 28** - Regular Monthly meeting 6:30 PM, R. D. Evans Rec. Center, Demonstrator: **Clay Foster -- Offset Turning Techniques**

**June 2** - WNT Board Meeting

**June 25** - Regular Monthly meeting 6:30 PM, R. D. Evans Rec. Center, Demonstrator: **TBA**

**July 7** - WNT Board Meeting

**July 30** - Regular Monthly meeting 6:30 PM, R. D. Evans Rec. Center, Demonstrator: **Delbert Dowdy -- Turning Items from Antlers**

**August 4** - WNT Board Meeting

**August 27** - Regular Monthly meeting 6:30 PM, R. D. Evans Rec. Center, Demonstrator: **Mike Jones -- Turning Negative Space**

## Board of Directors

**President – Dave Marshall**

Home phone 817-738-6815

**Vice President – Jim Tanksley**

Home Phone 817-453-5100

**Past President – Stormy Boudreaux**

Home Phone 817-441-9238

**Treasurer - James Haynes**

Home Phone 972-223-3171

**Librarian – Randy Johnson**

Home Phone 817-795-6018

**Activities – John Horn**

Home Phone 817-485-7397

**Newsletter – Bill Boehme**

Home Phone 817-275-7473

**Secretary – Terry Tanksley**

Home Phone 817-453-5100

**WNT WEB SITE:**

<http://www.wntx.org>

The Woodturners of North Texas newsletter is published monthly. Inputs are due to the editor by the tenth of each month for inclusion in that month's newsletter.

WNT gives permission to all other AAW woodturning chapters, woodworking magazines, and newspapers to use any text material and accompanying photos or drawings contained herein for the benefit of woodturners everywhere. We ask that credit be given to the source of the material. WNT logos and graphics may not be copied without permission.

Copyright 2009,  
Woodturners of North Texas