

Woodturners of North Texas

A CHAPTER OF THE
AMERICAN ASSOCIATION OF WOODTURNERS

November 2010 Program:

Next Meeting:

**Thursday,
November 18, 2010
Start Time: 6:30 PM**

**R. D. Evans Recreational
Center
3242 Lackland Rd.
Fort Worth, TX**

Inside This Issue

This Month's Program	1
Making Good Shavings	2
Mentor Day	5
Librarian's Corner	6
Bring Back Winners	7
New Members	7
Classified Ads	8
Holiday Banquet	9
Calendar	11
Club Officers	11

Finally, a Finial Finale!

by
Randy Johnson

I believe that I joined the club in October or November of 2004. When I joined, I had never turned anything in my life. I purchased two raffle tickets at the first meeting and, to my shock, learned that if I won I would have to bring back a turned item. I had never turned anything in my life, wait a minute, I already said that. The gods of "raffledom" shined down on me and thankfully I won nothing (the story of my life.) But I get ahead of myself. How did I get involved in woodturning? It goes back to a past president and a new woodworking store which came to town: Rockler's. When I received a flyer in the mail that there would be a pen turning demo at Rockler's on a Saturday, I asked my wife if she would like to go and look (after all, it was a free demonstration.) To make a long story short, she

decided that buying a Jet mini-lathe would be a great thing to keep me from being such a couch potato. I cautioned her that I would need more than just a lathe to turn a wooden pen. She said that would be no problem and, sure enough, my first slimline only cost a little less than \$600. Do you know how many pens you can buy for \$600? Well this was in October 2004 when Mike Wallace introduced me to the "Vortex" of woodturning. I have been buying woodturning stuff ever since. My Vicmarc VM-100 chuck cost more than my mini-lathe. And for some unknown reason my tools got dull and I did not have a way to sharpen them. The vortex had me and I have yet to escape and the truth be told, it is one

continued on page 3

President's message

by Dave Marshall

... making Good Shavings

If your mailbox is like mine, you know what time of year it is. My mailbox has been crammed with catalogs lately. And some of them were even interesting and pertinent to life. No, we're not talking about the Lands' End catalog or J. Crew or Container Store catalogs but good ones like Packard and Craft Supplies! Yep, the holidays are upon us and I hope that you are ready for it. With the days getting shorter, Thanksgiving and Christmas are right around the corner. I'm sure that most of you are busily starting on your holiday turning list. If not... you better get on it! Because we also have lots of Club activities coming up that need your turnings and support.

First, our November meeting is scheduled earlier this

month due to the holiday. Please note that we'll be meeting on Thursday, November 18, and not on Thanksgiving Day. So if you get sick and tired of all the house guests, relatives, and that one, really annoying brother-in-law on Thanksgiving Day.... don't plan on showing up at the community center that day planning on seeing things spin on a lathe. You'll be a week late and look silly sitting in the parking lot wondering how you'll explain this to that brother-in-law. And you'll miss out on our illustrious Librarian's demonstration on finial design and turning, so mark your calendars accordingly.

We are also busy this month with a number of Mentoring sessions devoted to bowl

continued on page 3

of the most enjoyable hobbies that I have ever taken up. I still have my mini and have since added a Jet 1642; can you spell V. O. R. T. E. X.?

I still consider myself a beginning to intermediate turner and was fortunate to have my first lesson with Alan Lacer last year. I still turn pens from time to time but have moved into boxes as one of my favorite items to turn. If only it was easy to cut end grain! That is my one area I am still trying to improve. In the time that I have been with the club, I have seen a subtle shift in what I believe interests many club members. When I first came to the club it was mostly bowls, a lot of natural edge bowls and big bowls (think Jim Tanksley.) That is still the interest of many members but I believe spindle turning is increasingly becoming an area in which many members are interested. Part of the reason for this is, I believe, because of the ready availability of good, well-built small lathes that lend themselves to spindle turning. Pen turning is nothing more than spindle turning and the tools for spindle turning are not necessarily the same as with bowl turning. Skews and spindle roughing gouges just do not have a place in most bowl turnings. Techniques and tool control are also different for each. Pen turning is where I started in woodturning and it will always have a special place in my heart.

Creating finials is also part of spindle turning. Hopefully my presentation will provide you information and inspiration, and will help you when you decide to make a finial. I hope to see you at the September meeting and will try to answer any questions you might have.



turning for our Club's philanthropy, Empty Bowls. This year will again be tough for many in our community and the Tarrant Food Bank really needs our help. Please take some time to care and help out by turning a couple of nice bowls (or platters, dishes, goblets, etc.) for this charity. Your support is truly appreciated! And a "shout out!" to all those members that hosted their shops and skills for the Mentor Days and for those members that took advantage of these sessions. I'm looking forward to seeing some great, donated bowls for Empty Bowls at the November and January meetings.

Also right around the corner is our upcoming Woodturners of North Texas holiday dinner scheduled for Saturday, December 11 (see details in this newsletter) and we want everyone to come and have a great time, feast on some delicious food, meet new turners, and get to know your fellow turners better. You will have the chance to win some fantastic door prizes and raffle items that our Treasure, James Haynes has

continued on page 4

acquired this year. James has outdone himself and we have been very fortunate to have many vendors and companies and private individuals donate so many great turning gifts to the Club. Thank you! Also taking place this evening is an auction of woodturnings that Club members have turned and donated. We ask all of you to consider turning a high-quality item and donating it to be auctioned off this night. We then want you to pry open up that wallet of yours and bid on these great pieces. It's a fantastic opportunity to fill out your personal art collection or to purchase unique, hand-crafted items as gifts for your really good friends.

As you can see, there are tons of reasons why we should all head out to the shop and start turning! The Club, Empty Bowls, and the auction all need your support and donations. And for these... we thank you. Finally, one last item that requires some attention from our Club members: This summer, the AAW 2011 Symposium will be on the 25th and will be held in St. Paul. To honor this milestone, AAW is hav-

ing a special exhibit entitled Turning 25 – A Celebration. They would like each club to participate in this exhibit by having each chapter submit a lathe-turned work that exemplifies and represents that chapter. I think that we really need to support this effort and we need a volunteer leader to quickly step up and coordinate this effort. Details can be found on the AAW website: <http://www.woodturner.org/sym/sym2011/Exhibit/>. To volunteer to lead this effort, please contact me immediately. As with all AAW Symposiums, there is also a Chapter Collaborative Challenge. Our Club has participated (and won!) at previous Symposiums, but unfortunately have not participated for the last few years. We would really like to change that and see our Club members tackle this challenge too. So, if you have a creative "bent" and would like to manage a tiger team to handle this challenge, please contact me.

Good shavings to all,

Dave




Mentor Day

Mentor Day took place on Saturday, 11/13/2010, at Larry Roberts' workshop. Randy Johnson helped out.



Librarian's Corner

Randy Johnson



REVIEW

Subject: New Library Additions
By Randy Johnson

Although I am excited about the new additions this month, I am also saddened. These wonderful books that I am going to briefly describe come to us by way of Tom Nelson's widow Helen. I want to publicly say, "Thank you, Helen". It was most thoughtful of you to think of the Woodturners of North Texas at a time of great loss for both you and our club. Again my most heartfelt thanks.

I tried to select a group of books from Tom's library that are not presently in our library and would appeal to a wide range of members. So without further ado, let's get to the first book. Contemporary Turned Wood is a wonderful book by Ray Leier, Jan Peters, and Kevin Wallace. It is 128 pages of truly awe-inspiring turnings. This is a book for the artist in all of us and shows why woodturning is now becoming recognized as a contributor to the arts and not just a craft. This is not a "how to" book or a "turning technique" book but a guide to an art show of the best quality. We can all be inspired and can work to aspire to be as

great as some of the artists represented in this book. Starting with James Prestini's untitled wooden maple bowl in 1949 to more contemporary artists of today (book was published in 1999), we can see how James Prestini created the field of turned wood as an object of art. If a picture is worth a thousand words then this small book is a whole encyclopedia of turned wooden art. Check it out.

The next book, for those who like to embellish their turnings, is Carving on Turning by Chris Pye. Published in 1995, this is another English publication of fine quality. This book goes into the techniques and tools necessary for becoming a carver of turnings. While personally I am not a carver, there are many who are, and this book shows detailed instructions on the various profiles of the cutting edges of different tools which include electric tools. The only slight drawback was the lack of a gallery of completed carved turnings. You have to search through the books to see different examples. Be sure and check it out.

For the Jacques Blanchards of the world, The Art of Segmented Wood Turning by Malcolm Tibbetts is the book for you. This is a step-by-step guide on how to make segmented turnings. Everything you always wanted to know is included from measuring the moisture content to orienting the grain direction. There is so much here it is enough to drive a jigsaw puzzle assembler to drink. Glues, techniques, tips, tricks, tools, and, of course, the mathematical formulas involved are all here. If you want to be a segmented turner then here is a book from the master. Check it out.

The next book is probably out of print

continued on page 7

as I have not seen it offered. It has a 1983 copyright and only the cover is in color but that should not stop those who may wish to look into Woodturning Music Boxes by James A, Jacobson. Imagine my surprise to find out that there is The Musical Box Society and it has been around over 50 years. As the author states in the foreword, one of the dilemmas of the turner's craft is the persistent question: What is it for? The result of the author's search for an answer: the linking of high-quality clockwork music movements and the turned hardwood box. This fascinating book should inspire each of us to try something similar. Even if the information is a bit dated, it is timeless. Check it out.

The last book to be added this month is Woodturning Projects by Mark Baker and has a 2003 copyright book from the Guild of Master Craftsman Publications LTD. This is a real project book with projects on boxes, bowls, platters, hollow forms, and natural-edge work included. The section on boxes has ten different box projects and the same applies for bowls. There is something for everyone. And wonder of wonders, a gallery of finished pieces is included at the end of the book. Check it out.

Happy turning!



New Members

Sean Rooney
Steve Tolar

Haslet
Arlington



“Bring-Back” Drawing Winners

Don't forget that if you were a winner of any item in the October 2010 drawing, you are obligated to bring a replacement item for the November 2010 “Bring Back” drawing. The rules have changed and you can see the “Making Good Shavings” column in the March 2009 newsletter for updated guidelines on the “Bring Back” drawing. Winners of any turned item should bring back a replacement turned item of their own creation to the next meeting and winners of any other item such as tools or wood are encouraged to also bring a turned item that they have created in lieu of a non-turned item. If you have fallen behind in bringing a replacement item for the “Bring Back” drawing, now is the time to make up for any items that you owe.

<u>Name</u>	<u>Description</u>
Bob Clark	Miniature Goblet
Chas Thornhill	
Larry Genender	
Tom Beaty	
Randy Johnson	
Robert Richards	Box
Ronny Nezum	Peppermill
Bill Collins	Pen
Tom Beatty	Snowman
Dewayne Hines	Snowman
Larry Genender	Snowman
Bill Collins	Weed Pot
Bob Clark	Goblet



Classified Ads

The items on this page are for sale from Wayne Ealey's estate. They are being made available to WNT club members first before being listed on Craig's List. If you are interested in one of these items, please call Carolyn Ealey at (817)341-4513.



Clarke drill press:
\$125



General lathe with stand:
\$550



Jet mini-lathe:
\$175



ShopSmith 10 ER and accessories:
\$150

Saturday, December 11, 2010



The Banquet begins with the food preparation. There will be Ham and Turkey as the main course, with vegetable, breads, salads and desserts that are brought by each member.

WNT Holiday

Banquet



Drinks, (cokes, tea and coffee) are supplied by the Club, as are the plates and utensils. You need to bring yourself and other members of your family (kids are welcome) along with a dessert and either a salad or a vegetable, and immerse yourself in a warm, friendly environment. Surprisingly, the conversations are not centered around turning... at least not until the "Great Auction" begins. After the meal, we will begin the program that consists of the following; selling Raffle tickets for the big Raffle, distribution of the door prizes, drawing for the Raffle prizes, and finally the grand finale

is the Auction of the turnings donated by the members (which we are still accepting). Typical raffle items from previous years include things such as: bandsaw, mini lathe, gift certificates, turning tools, and other miscellaneous items. An e-mail will be sent out later listing the exact prizes.



*Please remember that each family is asked to bring a dessert **plus** your choice of either a salad or a vegetable.*

Schedule:

4:30 PM - Early set up (tables, chairs, plates, utensils, drinks)

5:00 PM - Arrive, socialize (work up appetite) - if you can arrive earlier, it will be greatly appreciated.

6:00 PM - Meal

7:00 PM - Door Prize drawing, Raffle and Auction (bring lots of \$\$\$ for the auction) Also, start working now to turn some items for the auction.


Driving Directions:

Coming from the East on I-30 - take the Green Oaks Road exit and at Green Oaks turn left (South -- the name changes to Lackland Road south of I-30) for approximately a half mile.

Coming from the West on I-30 - take the SH-183 exit and proceed on the service road and take the Green Oaks exit and at Green Oaks turn right (south) for approximately a half mile.

Location: R.D. Evans Community Center, 3242 Lackland Road, Fort Worth

SEE MAP ON NEXT PAGE ...





Things to Bring to the Holiday Banquet



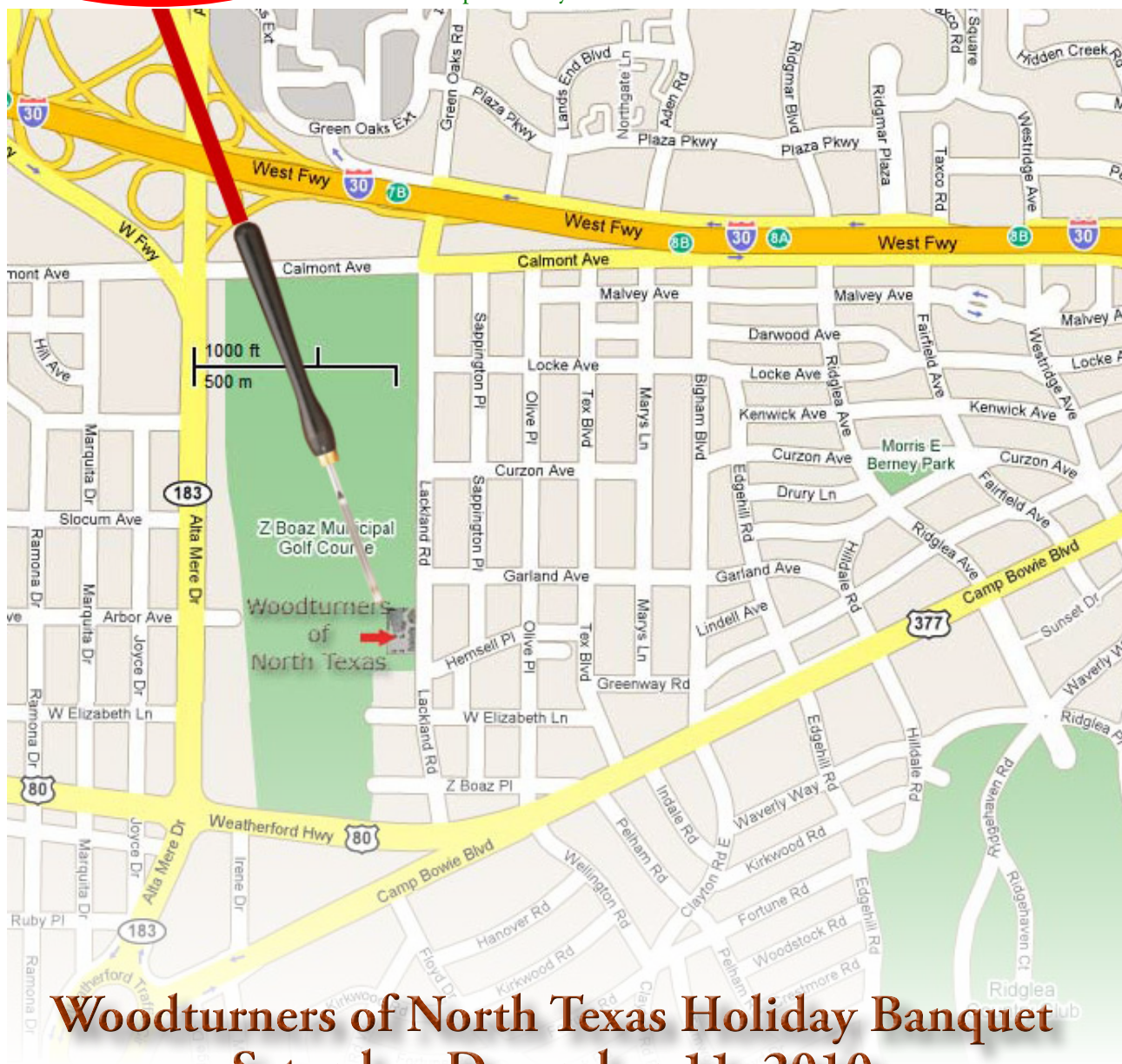
Yourself and your family including children and parents (but leave Fluffy and Spike at home).

Your appetite along with a dessert AND your choice of either a salad or a vegetable.

Some of your favorite turnings that you would like to donate to the live auction. This is one of the major sources of income for our club to be able to provide the quality programs that we provide.

A big roll of cash for the raffle and the live auction. Auction items can also be paid for by check.

**R. D. Evans
Community
Center**



**Woodturners of North Texas Holiday Banquet
Saturday, December 11, 2010
R. D. Community Center
3242 Lackland Road
Fort Worth, Texas**



Advertisements

Anchorseal®

The club has purchased a 55-gallon drum of Anchorseal sealant for green wood and it is available to members for \$9.00 per gallon. It can be purchased at club meetings and at other times is being stored at Jimmie Gill's place, 3425 Meadow Oaks Dr. in Haltom City. Contact James Haynes for payment.

See the [WNT web site ads page](#) for the latest information on what other members have for sale.

Rules for advertisements: Free ads are available only to WNT members. The deadline for submission or cancellation of an ad is the 10th of the month to be placed in that month's newsletter. Ads will only run for one issue unless notified otherwise. If you wish to continue running an ad for more than one month, please advise the editor, John Chandler, by the 10th of the month. Also, if you decide to cancel an ad, please notify the editor by the 10th of the month.



Calendar

NOTE: The Regular Monthly Meetings are held on the last Thursday of each month at the R. D. Evans Recreational Center, 3242 Lackland Rd., Fort Worth, Texas. Board meetings are held on the first Tuesday of each month at **Tommy's**, 5228 Camp Bowie, north of I-30. Check the WNT web site for any updates. All WNT members are invited to attend. If you would like to join the group for dinner, it begins at 6 PM and the business meeting starts at 6:30 PM.

November 18 - Regular Monthly meeting 6:30 PM, R. D. Evans Rec. Center, Demonstrator: **Randy Johnson - Finial Design**

December 7 - WNT Board Meeting

December 11 - Holiday Banquet

Board of Directors

President – Dave Marshall

Home phone 817-738-6815

Vice President – Jim Tanksley

Home Phone 817-453-5100

Past President – Stormy Boudreaux

Home Phone 817-441-9238

Treasurer - James Haynes

Cell Phone 214-502-9970

Librarian – Randy Johnson

Home Phone 817-795-6018

Activities – John Horn

Home Phone 817-485-7397

Newsletter – John Chandler

Cell Phone 817-201-5501

Secretary – Terry Tanksley

Home Phone 817-453-5100

WNT WEB SITE:

<http://www.wntx.org>

The Woodturners of North Texas newsletter is published monthly. Inputs are due to the editor by the tenth of each month for inclusion in that month's newsletter.

WNT gives permission to all other AAW woodturning chapters, woodworking magazines, and newspapers to use any text material and accompanying photos or drawings contained herein for the benefit of woodturners everywhere. We ask that credit be given to the source of the material. WNT logos and graphics may not be copied without permission.

Copyright 2010,
Woodturners of North Texas